



LOG PROFILES AND CORNER SYSTEMS


The "D" Style is by far the most popular log profile in the log home market today, probably because the interior is flat and easy to work with. We offer this with the traditional Butt and Pass corner system (we Mortise and Tenon) or the Dovetail corner, which is growing in popularity.



"D" Profile

Dimensions available:
6 x 8H, 6 x 8W, 8 x 8, 6 x 12


The "chinked" Square log is well received in both the East and the West. Our "log on log" design with double tongue and groove is a vast improvement over our earlier American pioneers. Traditionally, this log is hand hewn with a V-groove on the inside. Chinking and hand hewing are interior options as well. The Dovetail corner is a favorite for this log.




Square Profile

Dimensions available:
6 x 12 or 8 x 12

The Round/Round log is for those who prefer the rounded look on both the interior and exterior. The corner system is a Mortise and Tenon.



In a neighborhood that frowns on a "log" home, we provide a Beveled log that meets the exterior criteria and still creates the log home interior the homeowner desires. A Post corner system might be used.



The Full Round log is milled with Swedish cope. The Saddle Notch corner is a must for this log.



Round/Round Profile


Dimensions available:
6 x 8W, 8 x 8W

Beveled Profile


Dimensions available:
6 x 8H or 6 x 8W 8 x 8

Full Round Profile


Dimensions available:
8", 10" or 12"




Dovetail Corner
Square Profile



Dovetail Corner
"D" Style Profile



Saddle Notch Corner
Full Round Profile



Mortise and Tenon Corner
"D" Style Profile

